



**ALPHA**  
SPECIFICATION GUIDE 2023



## **Baseline** office furniture

---

A BRITISH COMPANY

Introducing Baseline, a contemporary solution that blends style and comfort with affordability, making it ideal for modular and short-term office buildings.

Baseline allows you to work in a sophisticated and comfortable surrounding with desks, filing cabinets and bookcases, assembled and dismantled easily. Cables for laptops, printers and phones can be installed and neatly managed with the option of including a simple wire management tray.

It's robust design provides a suitable solution to heavy industries and when at the end of its lifecycle, each unit is fully recyclable.


Discover our Alpha range, finished in a Beech, Grey, Maple, Oak, Walnut or White MFC with a Silver (RAL 9006), Black Graphite (RAL 9004) or a White (RAL 9003) frame.

## Standard MFC Finishes

Beech (BB)



Grey (BG)



Maple (BM)




Oak (BO)



Walnut (BWA)




White (BWH)




## Metalwork Finishes

Silver RAL 9006  
Standard



Black Graphite RAL 9004



White RAL 9003



# Alpha Desking

## Single Upright

**Lead Time:** Standard (All products are manufactured to order and when 'Standard Lead Time' is quoted (7 – 10 days), this may vary dependant on volume ordered, factory capacity and distribution requirements at the time of ordering. For more information please contact your Dealer Business Manager or the Customer Services Team for clarification.)

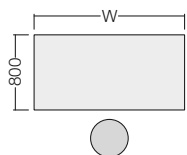
**Wood:** 25mm MFC top panel available in Beech, Grey, Maple, Oak, Walnut and White

**Metalwork:** Available in Silver RAL 9006 (**Standard**), Black Graphite RAL 9004 and White RAL 9003



### Standard Rectangular Desking.

25mm MFC top panel.  
2mm ABS edging.  
Single upright frame.  
Adjustable feet.  
2 cable ports.

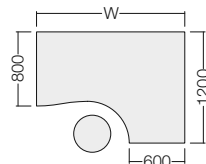


Product Code	Size w/d/h (mm)
ALR18/8	1800 x 800 x 740
ALR16/8	1600 x 800 x 740
ALR14/8	1400 x 800 x 740
ALR12/8	1200 x 800 x 740
ALR10/8	1000 x 800 x 740
ALR18/6	1800 x 600 x 740
ALR16/6	1600 x 600 x 740
ALR14/6	1400 x 600 x 740
ALR12/6	1200 x 600 x 740
ALR10/6	1000 x 600 x 740
ALR8/6	800 x 600 x 740



### Standard Crescent Workstation.

25mm MFC top panel.  
2mm ABS edging.  
Single upright frame.  
Adjustable feet.  
3 cable ports.



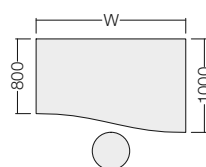
Right-Hand Shown

Product Code	Size w/d/h (mm)
ALC18/LH	1800 x 1200 x 740
ALC18/RH	1800 x 1200 x 740
ALC16/LH	1600 x 1200 x 740
ALC16/RH	1600 x 1200 x 740



### Standard Wave Desking.

25mm MFC top panel.  
2mm ABS edging.  
Single upright frame.  
Adjustable feet.  
2 cable ports.



Right-Hand Shown

Product Code	Size w/d/h (mm)
ALW18/8/LH	1800 x 1000/800 x 740
ALW18/8/RH	1800 x 1000/800 x 740
ALW16/8/LH	1600 x 1000/800 x 740
ALW16/8/RH	1600 x 1000/800 x 740
ALW14/8/LH	1400 x 1000/800 x 740
ALW14/8/RH	1400 x 1000/800 x 740

# Alpha Desking

## Double Upright

**Lead Time:** Standard (All products are manufactured to order and when 'Standard Lead Time' is quoted (7 – 10 days), this may vary dependant on volume ordered, factory capacity and distribution requirements at the time of ordering. For more information please contact your Dealer Business Manager or the Customer Services Team for clarification.)

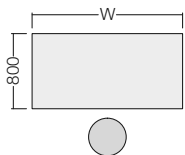
**Wood:** 25mm MFC top panel available in Beech, Grey, Maple, Oak, Walnut and White

**Metalwork:** Available in Silver RAL 9006 (**Standard**), Black Graphite RAL 9004 and White RAL 9003



### Premium Rectangular Desking.

25mm MFC top panel.  
2mm ABS edging.  
Double upright frame.  
Adjustable feet.  
2 cable ports.



#### Product Code

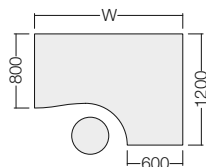
#### Size w/d/h (mm)

ALPR18/8	1800 x 800 x 740
ALPR16/8	1600 x 800 x 740
ALPR14/8	1400 x 800 x 740
ALPR12/8	1200 x 800 x 740
ALPR10/8	1000 x 800 x 740
ALPR18/6	1800 x 600 x 740
ALPR16/6	1600 x 600 x 740
ALPR14/6	1400 x 600 x 740
ALPR12/6	1200 x 600 x 740
ALPR10/6	1000 x 600 x 740



### Premium Crescent Workstation.

25mm MFC top panel.  
2mm ABS edging.  
Double upright frame.  
Adjustable feet.  
3 cable ports.



Right-Hand Shown

#### Product Code

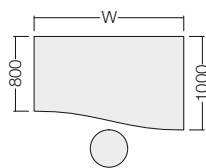
#### Size w/d/h (mm)

ALPC18/LH	1800 x 1200 x 740
ALPC18/RH	1800 x 1200 x 740
ALPC16/LH	1600 x 1200 x 740
ALPC16/RH	1600 x 1200 x 740



### Premium Wave Desking.

25mm MFC top panel.  
2mm ABS edging.  
Double upright frame.  
Adjustable feet.  
2 cable ports.



Right-Hand Shown

#### Product Code

#### Size w/d/h (mm)

ALPW18/8/LH	1800 x 1000/800 x 740
ALPW18/8/RH	1800 x 1000/800 x 740
ALPW16/8/LH	1600 x 1000/800 x 740
ALPW16/8/RH	1600 x 1000/800 x 740
ALPW14/8/LH	1400 x 1000/800 x 740
ALPW14/8/RH	1400 x 1000/800 x 740

# Cable Management & Screens

**Lead Time:** Standard (All products are manufactured to order and when 'Standard Lead Time' is quoted (7 – 10 days), this may vary dependant on volume ordered, factory capacity and distribution requirements at the time of ordering. For more information please contact your Dealer Business Manager or the Customer Services Team for clarification.)

**Metalwork:** Available in Silver RAL 9006 (**Standard**), Black Graphite RAL 9004 and White RAL 9003

**Fabric:** Fully upholstered available in Group 1-7



## Wire Management Tray.

Cable management system for Standard and Premium desking.

Product Code	Size w/d/h (mm)
ALCT16	For 1800 and 1600 wide
ALCT14	For 1400 wide
ALCT12	For 1200 wide
ALCT10	For 1000 wide

Rectangular Desking	ALCT16	ALCT14	ALCT12	ALCT10
ALR18/8 / ALPR18/8	●			
ALR16/8 / ALPR16/8	●			
ALR14/8 / ALPR14/8		●		
ALR12/8 / ALPR12/8			●	
ALR10/8 / ALPR10/8				●
<b>Crescent Workstations</b>				
ALC18/LH / ALPC18/LH	●		●	
ALC18/RH / ALPC18/RH	●		●	
ALC16/LH / ALPC16/LH	●		●	
ALC16/RH / ALPC16/RH	●		●	
<b>Wave Desking</b>				
ALW18/8/LH / ALPW18/8/LH	●			
ALW18/8/RH / ALPW18/8/RH	●			
ALW16/8/LH / ALPW16/8/LH	●			
ALW16/8/RH / ALPW16/8/RH	●			
ALW14/8/LH / ALPW14/8/LH		●		
ALW14/8/RH / ALPW14/8/RH		●		



## Fabric Screens.

Non-pinnable.  
Screens are 375mm high from the desktop.

Product Code	Size w/d/h (mm)
ALECS16F	For 1800 and 1600 wide
ALECS14F	For 1400 Wide
ALECS12F	For 1200 Wide
ALECS10F	For 1000 Wide

# Conference & Meeting Tables

**Lead Time:** Standard (All products are manufactured to order and when 'Standard Lead Time' is quoted (7 – 10 days), this may vary dependant on volume ordered, factory capacity and distribution requirements at the time of ordering. For more information please contact your Dealer Business Manager or the Customer Services Team for clarification.)

**Wood:** 25mm MFC top panel available in Beech, Grey, Maple, Oak, Walnut and White

**Metalwork:** Available in Silver RAL 9006 (**Standard**), Black Graphite RAL 9004 and White RAL 9003



## Rectangular Conference Table.

25mm MFC top panel.  
2mm ABS edging.  
Arrowhead base.

---

Product Code	Size w/d/h (mm)
ALCT28/12	2800 x 1200 x 740
ALCT24/12	2400 x 1200 x 740
ALCT20/12	2000 x 1200 x 740
ALCT30/10	3000 x 1000 x 740
ALCT24/10	2400 x 1000 x 740
ALCT20/10	2000 x 1000 x 740



## Barrel Conference Table.

25mm MFC top panel.  
2mm ABS edging.  
Arrowhead base.

---

Product Code	Size w/d/h (mm)
ALBST24/12	2400 x 1200 x 740



## Rectangular Meeting Table.

25mm MFC top panel.  
2mm ABS edging.  
Fully welded underframe (bolt on legs).  
25mm Square legs on adjustable feet.

---

Product Code	Size w/d/h (mm)
ALT18/8	1800 x 800 x 740
ALT16/8	1600 x 800 x 740
ALT14/8	1400 x 800 x 740
ALT12/8	1200 x 800 x 740
ALT10/8	1000 x 800 x 740
ALT8/8	800 x 800 x 740
ALT18/6	1800 x 600 x 740
ALT16/6	1600 x 600 x 740
ALT14/6	1400 x 600 x 740
ALT12/6	1200 x 600 x 740
ALT10/6	1000 x 600 x 740
ALT8/6	800 x 600 x 740
ALT6/6	600 x 600 x 740

# Meeting & Coffee Tables

**Lead Time:** Standard (All products are manufactured to order and when 'Standard Lead Time' is quoted (7 – 10 days), this may vary dependant on volume ordered, factory capacity and distribution requirements at the time of ordering. For more information please contact your Dealer Business Manager or the Customer Services Team for clarification.)

**Wood:** 25mm MFC top panel available in Beech, Grey, Maple, Oak, Walnut and White

**Metalwork:** Available in Silver RAL 9006 (**Standard**), Black Graphite RAL 9004 and White RAL 9003



## Circular Meeting Table.

25mm MFC top panel.  
2mm ABS edging.  
4x 60mm metal legs.

---

Product Code	Size w/d/h (mm)
ALCMT16	1600 (dia) x 740
ALCMT14	1400 (dia) x 740
ALCMT12	1200 (dia) x 740
ALCMT10	1000 (dia) x 740



## Circular Meeting Table.

25mm MFC top panel.  
2mm ABS edging.  
Cruciform base.

---

Product Code	Size w/d/h (mm)
ALCCMT16	1600 (dia) x 740
ALCCMT14	1400 (dia) x 740
ALCCMT12	1200 (dia) x 740
ALCCMT10	1000 (dia) x 740



## Circular Coffee Table.

25mm MFC top panel.  
2mm ABS edging.  
4x 40mm metal legs.

---

Product Code	Size w/d/h (mm)
ALCT8	800 (dia) x 400
ALCT6	600 (dia) x 400



## Circular Coffee Table.

25mm MFC top panel.  
2mm ABS edging.  
Cruciform base.

---

Product Code	Size w/d/h (mm)
ALCCT8	800 (dia) x 400
ALCCT6	600 (dia) x 400



# Pedestals

**Lead Time:** Standard (All products are manufactured to order and when 'Standard Lead Time' is quoted (7 – 10 days), this may vary dependant on volume ordered, factory capacity and distribution requirements at the time of ordering. For more information please contact your Dealer Business Manager or the Customer Services Team for clarification.)

**Wood:** 18mm and 25mm MFC panels available in Beech, Grey, Maple, Oak, Walnut and White

**Metalwork:** Available in Silver RAL 9006 (**Standard**), Black Graphite RAL 9004 and White RAL 9003



## Low Under Desk Mobile Pedestal.

2 drawers, lockable, includes 2 x keys.  
18mm MFC top panel.  
18mm MFC carcass and drawers.  
2mm ABS edging.  
Silver plastic handles as standard.  
Optional Black Graphite or White plastic handles.  
Foolscap (front to back) filing.

---

Product Code	Size w/d/h (mm)
BLMPF	422 x 500 x 490



## Under Desk Mobile Pedestal.

3 drawers, lockable, includes 2 x keys.  
18mm MFC top panel.  
18mm MFC carcass and drawers.  
2mm ABS edging.  
Silver plastic handles as standard.  
Optional Black Graphite or White plastic handles.  
Foolscap (front to back) filing.

---

Product Code	Size w/d/h (mm)
BLDMPF	422 x 500 x 655



## Desk High Pedestal.

3 drawers, lockable, includes 2 x keys.  
25mm MFC top panel.  
18mm MFC carcass and drawers.  
2mm ABS edging.  
Silver plastic handles as standard.  
Optional Black Graphite or White plastic handles.  
Foolscap (front to back) filing.

---

Product Code	Size w/d/h (mm)
BLDHPF	422 x 600 x 740



## Deep Desk High Pedestal.

3 drawers, lockable, includes 2 x keys.  
25mm MFC top panel.  
18mm MFC carcass and drawers.  
2mm ABS edging.  
Silver plastic handles as standard.  
Optional Black Graphite or White plastic handles.  
Foolscap (front to back) filing.

---

Product Code	Size w/d/h (mm)
BLDHPF/8	422 x 800 x 740

# Filing Cabinets & 90 Degree Storage Units

**Lead Time:** Standard (All products are manufactured to order and when 'Standard Lead Time' is quoted (7 – 10 days), this may vary dependant on volume ordered, factory capacity and distribution requirements at the time of ordering. For more information please contact your Dealer Business Manager or the Customer Services Team for clarification.)

**Wood:** 18mm and 25mm MFC panels available in Beech, Grey, Maple, Oak, Walnut and White

**Metalwork:** Available in Silver RAL 9006 (**Standard**), Black Graphite RAL 9004 and White RAL 9003



## 4 Drawer Filing Cabinet.

4 drawers, lockable, includes 2 x keys.  
25mm MFC top panel.  
18mm MFC carcase and drawers.  
2mm ABS edging.  
Silver plastic handles as standard.  
Optional Black Graphite or White plastic handles.  
Foolscap (left to right) filing.  
Anti-tilt mechanism.

---

Product Code	Size w/d/h (mm)
BLFC4	466 x 600 x 1385



## 3 Drawer Filing Cabinet.

3 drawers, lockable, includes 2 x keys.  
25mm MFC top panel.  
18mm MFC carcase and drawers.  
2mm ABS edging.  
Silver plastic handles as standard.  
Optional Black Graphite or White plastic handles.  
Foolscap (left to right) filing.  
Anti-tilt mechanism.

---

Product Code	Size w/d/h (mm)
BLFC3	466 x 600 x 1060



## 2 Drawer Filing Cabinet.

2 drawers, lockable, includes 2 x keys.  
25mm MFC top panel.  
18mm MFC carcase and drawers.  
2mm ABS edging.  
Silver plastic handles as standard.  
Optional Black Graphite or White plastic handles.  
Foolscap (left to right) filing.  
Anti-tilt mechanism.

---

Product Code	Size w/d/h (mm)
BLFC2	466 x 600 x 740



## 90 Degree Desk High Storage Unit.

Open fronted.  
25mm MFC top panel.  
18mm MFC carcase.  
2mm ABS edging.  
Accepts 2 rows of A4 ring binders.

---

Product Code	Size w/d/h (mm)
BLSU8X8	800 x 800 x 740
BLSU6X6	600 x 600 x 740

# 2 Door Storage Units & Bookcases

**Lead Time:** Standard (All products are manufactured to order and when 'Standard Lead Time' is quoted (7 – 10 days), this may vary dependant on volume ordered, factory capacity and distribution requirements at the time of ordering. For more information please contact your Dealer Business Manager or the Customer Services Team for clarification.)

**Wood:** 18mm and 25mm MFC panels available in Beech, Grey, Maple, Oak, Walnut and White

**Metalwork:** Available in Silver RAL 9006 (**Standard**), Black Graphite RAL 9004 and White RAL 9003



## 2 Door Storage Unit.

2 doors, lockable, includes 2 x keys.  
25mm MFC top panel.  
18mm MFC carcass and shelves.  
2mm ABS edging.  
Silver plastic handles as standard.  
Optional Black Graphite or White plastic handles.  
Adjustable shelves.

Product Code	Size w/d/h (mm)
BLSC20/10 (4 Shelves)	990 x 500 x 2000
BLSC18/10 (3 Shelves)	990 x 500 x 1800
BLSC16/10 (3 Shelves)	990 x 500 x 1600
BLSC12/10 (2 Shelves)	990 x 500 x 1200
BLSC10/10 (2 Shelves)	990 x 500 x 1000
BLSC7/10 (1 Shelf)	990 x 500 x 740
BLSC20/8 (4 Shelves)	800 x 500 x 2000
BLSC18/8 (3 Shelves)	800 x 500 x 1800
BLSC16/8 (3 Shelves)	800 x 500 x 1600
BLSC12/8 (2 Shelves)	800 x 500 x 1200
BLSC10/8 (2 Shelves)	800 x 500 x 1000
BLSC7/8 (1 Shelf)	800 x 500 x 740



## Additional Adjustable Shelf.

Additional shelf for the 2 door storage unit.

Product Code

BLSCS10  
BLSCS8



## Bookcase.

25mm MFC top panel.  
18mm MFC carcass and shelves.  
2mm ABS edging.  
Adjustable shelves.

Product Code	Size w/d/h (mm)
BLBC20/10 (4 Shelves)	1000 x 400 x 2000
BLBC18/10 (3 Shelves)	1000 x 400 x 1800
BLBC16/10 (3 Shelves)	1000 x 400 x 1600
BLBC12/10 (2 Shelves)	1000 x 400 x 1200
BLBC10/10 (2 Shelves)	1000 x 400 x 1000
BLBC7/10 (1 Shelf)	1000 x 400 x 740
BLBC20/8 (4 Shelves)	800 x 400 x 2000
BLBC18/8 (3 Shelves)	800 x 400 x 1800
BLBC16/8 (3 Shelves)	800 x 400 x 1600
BLBC12/8 (2 Shelves)	800 x 400 x 1200
BLBC10/8 (2 Shelves)	800 x 400 x 1000
BLBC7/8 (1 Shelf)	800 x 400 x 740



## Additional Adjustable Shelf.

Additional shelf for bookcases.

Product Code

BLBCS10  
BLBCS8